



GALA

120V PENDANTS

location:
DAMP

SPECIFICATIONS:

DESCRIPTION

Cord-hung pendant with conical concrete shade.

LAMPING

LED: 9W Replaceable LED Lamp 120V, dimmable, 80+ CRI, 2800°K CCT, 800 lumens, 30,000 hours. Lamp included.

DIFFUSER

Shade shall be concrete of various decors. 6.75" Dia. x 10" H

SUSPENSION

Cord-hung: 10' SVT-type cord, complete with 5" decorative sleeve at the socketholder. Jacket coordinates with metal finish. Available on 1, 3 or 6 light canopies, shown on next page. Plated stamped steel construction. Bronze or Satin Nickel.

MOUNTING

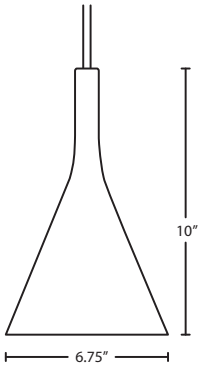
Installs directly to a 4" octagonal ceiling box. Suitable for sloped ceilings.

LABELS

UL or ETL Listed. Suitable for Damp Locations (interior use only). Consult factory concerning lower wattage labeling for energy requirements.



NATURAL (GALANA) & WHITE (GALAWH)



GALATN
TAN



For ordering information, see next page

All dimensions provided are nominal.
Allowance must be made for dimensional tolerance in handcrafted glasses.

REV 3/16



GALA

120V PENDANTS

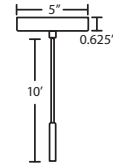
ORDERING:

CONNECTION	SHADE OPTIONS	LAMP OPTIONS	METAL FINISH
Pendant Fixtures	GALANA Natural	LED 9W LED	BR Bronze
1JT Flat Canopy	GALATN Tan		SN Satin Nickel
	GALAWH White		

Ex. 1JT-GALANA-LED-SN
 Gala Pendant, Natural,
 Satin Nickel Finish

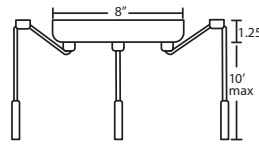
PENDANT OPTIONS:

MONOPOINT PENDANT CANOPY



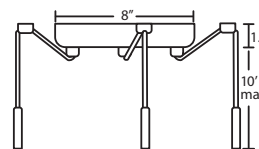
- Flat Canopy style.
- Suitable for sloped ceilings
- Cord: 10' SVT, 5" sleeve at socketholder (V Series utilizes SJT-type)
- Bronze or Satin Nickel

3BB or 3JB 3 LIGHT LINEAR CANOPY



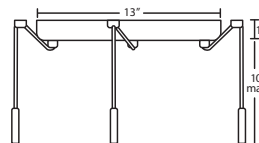
- 2x stemhooks included
- Suitable for sloped ceilings
- Cords: 10' SVT, 5" sleeve at socketholder
- Bronze or Satin Nickel

3BC or 3JC 3 LIGHT ROUND CANOPY



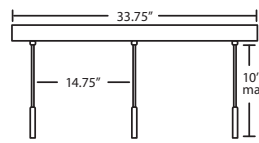
- 3x stemhooks included
- Suitable for sloped ceilings
- Cords: 10' SVT, 5" sleeve at socketholder
- Bronze or Satin Nickel

3BW or 3JW 3 LIGHT LARGE ROUND CANOPY



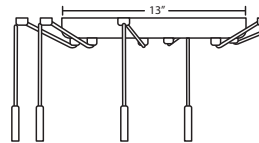
- 3x stemhooks included
- Suitable for sloped ceilings
- Cords: 10' SVT, 5" sleeve at socketholder
- Bronze or Satin Nickel

3BV or 3JV 3 LIGHT BAR CANOPY



- Some offset installation possible
- Suitable for sloped ceilings
- Cords: 10' SVT, 5" sleeve at socketholder
- Bronze or Satin Nickel

6BC or 6JC 6 LIGHT ROUND CANOPY



- 6x stemhooks included
- Suitable for sloped ceilings
- Cords: 10' SVT, 5" sleeve
- Bronze or Satin Nickel

LED 120V PENDANTS:

- Internal driver integrated in the lamp, GU24 base
- Total power of only 9 watts
- Dimmable with a standard dimmer
- Rated life: 30,000 hours
- Frosted acrylic diffuser
- 800 lumens
- CCT: 2800° Kelvin
- CRI: 80+

ACCESSORIES:

CORD SLEEVES:

If concealing the cord is desired, order our 0.25" dia. metal sleeves. 18" long. May be field cut.

T118-SN Satin Nickel
T118-BR Bronze

STEMHOOKS:

Suspension hooks allow cord drops to be placed wherever desired. Suitable for sloped ceilings.

T103BR Bronze
T103SN Satin Nickel

LONGER CORD LENGTHS:

Longer cord length of 15' available. Add an "L" to the end of the item number, i.e. 1JC-169707-SNL.

Project Information:

HOW TO ORDER A MULTILIGHT FIXTURE

To order, simply place the 3 character multilight code (*shown above*) as the cord fixture option:

Example: 3BC-493007-SN
 3 Light round, Copa Opal glass, Satin Nickel finish