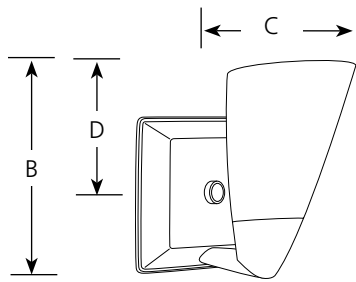
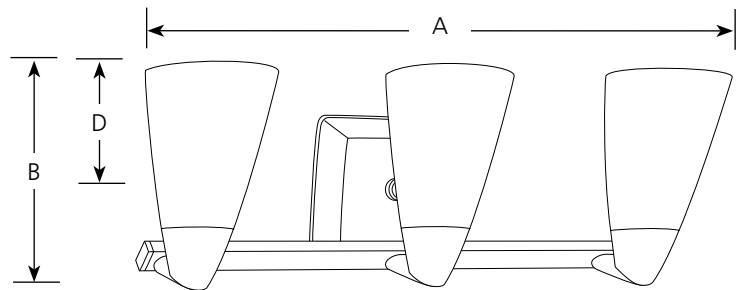


	Type		
	-09	-15	-74
P2805	<input type="checkbox"/>	<input type="checkbox"/>	<input type="checkbox"/>
P2806	<input type="checkbox"/>	<input type="checkbox"/>	<input type="checkbox"/>
P2807	<input type="checkbox"/>	<input type="checkbox"/>	<input type="checkbox"/>
P2808	<input type="checkbox"/>	<input type="checkbox"/>	<input type="checkbox"/>

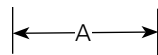
Catalog No.	Finish			Lamping	Dimensions (Inches)			
	Brushed Nickel	Polished Chrome	Venetian Bronze		A	B	C	D
P2805	-09	-15	-74	1 (m) 100w	6	7-1/4	6-3/4	4
P2806	-09	-15	-74	2 (m) 100w	13-1/2	7-1/4	7	3-3/4
P2807	-09	-15	-74	3 (m) 100w	22-1/2	7-1/4	7	3-3/4
P2808	-09	-15	-74	4 (m) 100w	31-1/2	7-1/4	7	3-3/4



P2805



P2807



Specifications:

General

- Etched white glass shades: 4-3/8" dia.
- Mounts in "up" or "down" position
- Plated Brushed Nickel (-09), Polished Chrome (-15), Venetian Bronze (-20) finishes
- Steel construction

Mounting

- Wall mounted
- Fits a standard 4" hexagonal recessed outlet box
- Square shaped back plate
- Mounting strap for outlet box included

Electrical

- Medium based ceramic sockets
- Pre-wired

Labeling

- UL-CUL damp location listed